

Portable Skin Care Facial and Body Massager

REX-KARA

User Guide & Warranty Information



Thanks for choosing REX-KARA!

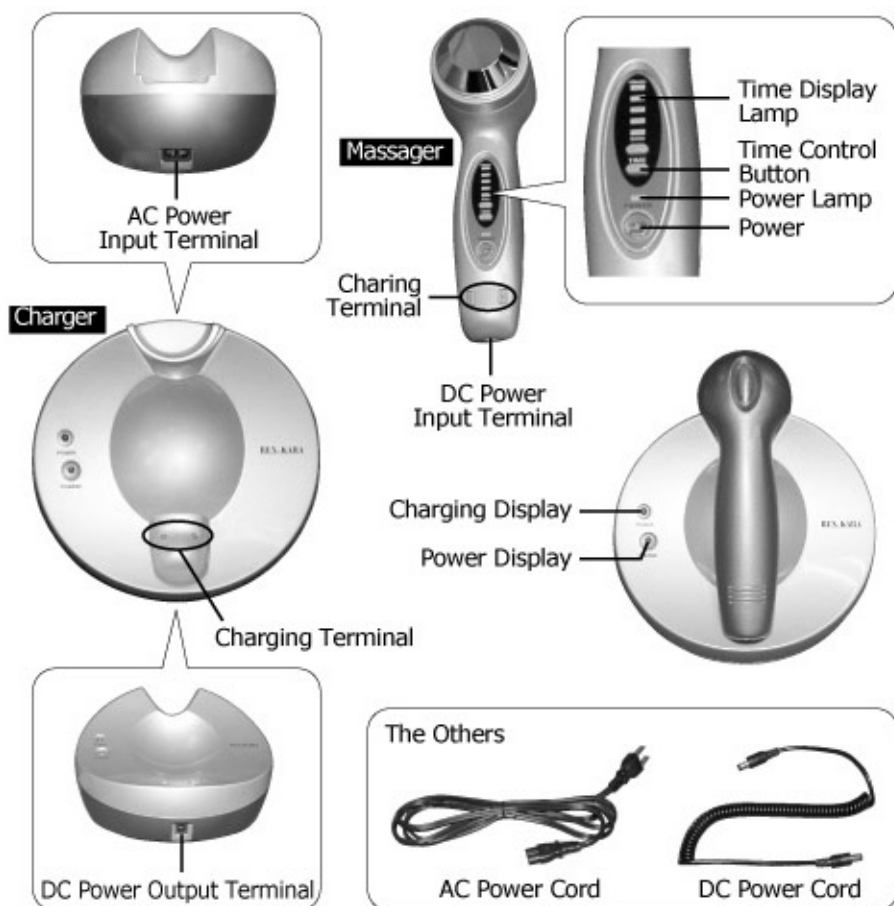
REX-KARA is a cordless electronic facial & body massager that delivers penetrating waves deep down into the subcutaneous layer of the skin to effectively remove toxins, waste and fatty deposits, tone and tighten the skin, and restore elasticity for a healthier and younger looking skin.

For your safety and continued enjoyment of this product, always read the User Guide carefully before using.

Product Highlights

- **Elegant design and Convenience**
Light-weight, cordless device with charger for convenient storage
- **Safety**
Circuit breakers prevents overheating and overcharging
- **Variable Control**
 - Built-in programmable timer and temperature controller.
 - Customization of massage and optimization of massage intensity

Features



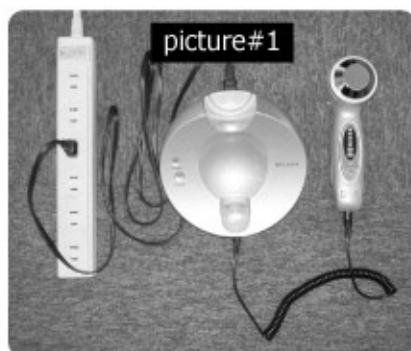
How To Use

● Cleansing/Lifting/Skin Nutrition

- Apply massage gel to the face
- Turn on the switch
- Apply massager to the areas in your skin
- Recommended massaging time for part is approximately 10 minutes per day.
- After ten minutes, clean the massager with proper cleaning agent.

*Applying cosmetic(Lifting & Nutrition) for enhancing absorption.

Tip: When the battery is low, user can use the device with DC power cord connected according to picture #1

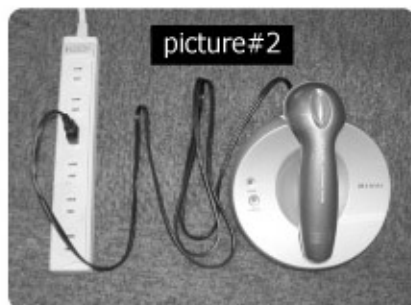


CAUTION

Follow the recommended massaging time for safe and efficient use. And put out the cord after charge.

How to charge

- Plug AC power cord into AC input terminal of the main body.
 - Connect AC plug to power. (Please check that the power display of charger is red and charging display is green)
 - Place the massager on the center of the charger and it will automaticall start recharging.
- *Please refer to picture #2.
- *The recommended time for charging is 3~5 hours. (The orange color display indicates recharging mode and green color indicates completion)



Caution For Use

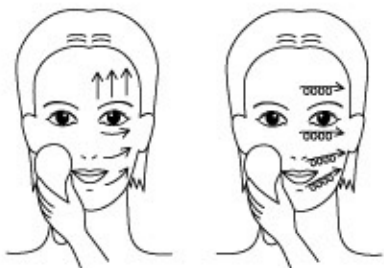
- This massager should not be used in the following cases unless directed by a proper professional(Physician or Dermatologist) :Tuberculosis, benign and malignant tumors, hemorrhages, inflammations of the skin, phlebitis and thrombosis, open and fresh wounds, bruises, broken skin, varicose veins or undetermined calf pain or joint pain.
- Consult your physician or dermatologist if you have any therapeutic questions regarding use of massager
- In case of pregnancy, diabetes, or illness, consult your physician of dermatologist before using massager.
- Massage should be pleasant and comfortable.
Should pain or discomfort result, discontinue use immediately and consult your physician or dermatologist.
- Keep away from children. This unit is not a toy. Children should not use it or play with it.

How To Massage

Face

Apply the massage gel on face and gently massage clockwise as shown in picture

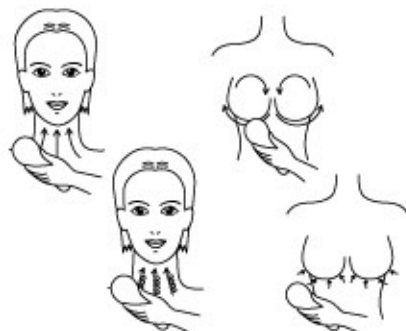
(Start from center to side and from bottom to top)



Neck & Breast

Start from bottom to top

Start from bottom to center as shown in picture



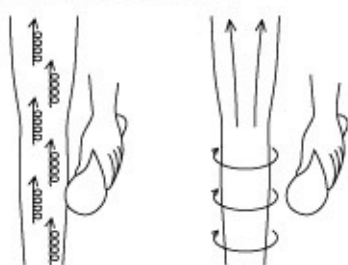
Hips

Start from thigh to hips and hips to back in a circular motion



Leas

Start from ankle to knee and knee to thigh in a circular motion



Specification

Ultrasonic massager

[Dimension] 533mm(W)×158mm(L)×65mm(H)

[Input power] DC 5.0V/1.5V [Battery] Li-ion 3.7V/2000mA

[Setting time] 2~10min. can be increased by 2 min. each time

[Frequency] 1.7MHz \pm 10% / 17 million times Vibration per sec.

Charger

[Dimension] 158mm(Ø)×103mm(H)

[Input voltage] AC 100V~240V/50Hz~60Hz

[Output voltage] DC 5.0V/1.5A

Safety Instructions

When using an electrical appliance, basic precautions should always be followed, including the following.

Read all instructions before using this appliance.

- Always unplug this appliance from the electrical outlet immediately after use and before cleaning.
- Do not reach for an appliance that has fallen into water. Unplug immediately.
- Do not use while bathing or in a shower. Do not place or drop into water or other liquid.



WARNING

To reduce the risk of burn, fire, electric shock or injury to person.

Storage



- Do not plug in/out with your hand wet.



- Hold the outlet firmly when plugging in or out. Holding the electric cable instead could start a fire.



- Do not disassemble, repair, or remodel. It could cause electric



- Do not place or store appliance where it can fall or be pulled into a tub or sink.
- Keep it away from children.



- Do not damage, bend excessively, or cut the cord. It could cause fire and electric shock. Do not use chargers other than that included in the package.

When the machine has disorders, unplug and stop using.

Maintenance



- Do not use a damp cloth or washing detergent to remove pollutants. Clean with a smooth cloth. Keep the product dry and not store in humid area.



CAUTION

The machine could malfunction, when used with electric medical devices such as; Built-in medical devices, such as 3 electronics meter, Life-sustaining device, such as artificial hearts.

Prohibited Acts



- Consult your doctor before use if you are taking hormone drugs, Having health problems.
- Not for use for patients with; Heart disease, Hermophilla, taking sleeping pills, Blood pressure problems, Contagious skin diseases, Organ disorders Sensation or perception disorders, Atopic dermatitis.
- Not for use for people who are Pregnant, under the influence of alcohol, in menstrual period, Allergic skin contacts.

Trouble Shooting

Please check the following first,

- The power indicator of the massager does not turn on;
 - 1) Make sure that power link cord is connected properly to the input terminal of the charger
 - 2) Make sure that the device is plugged into power source
- If problems persist, please stop using and contact your local service center.